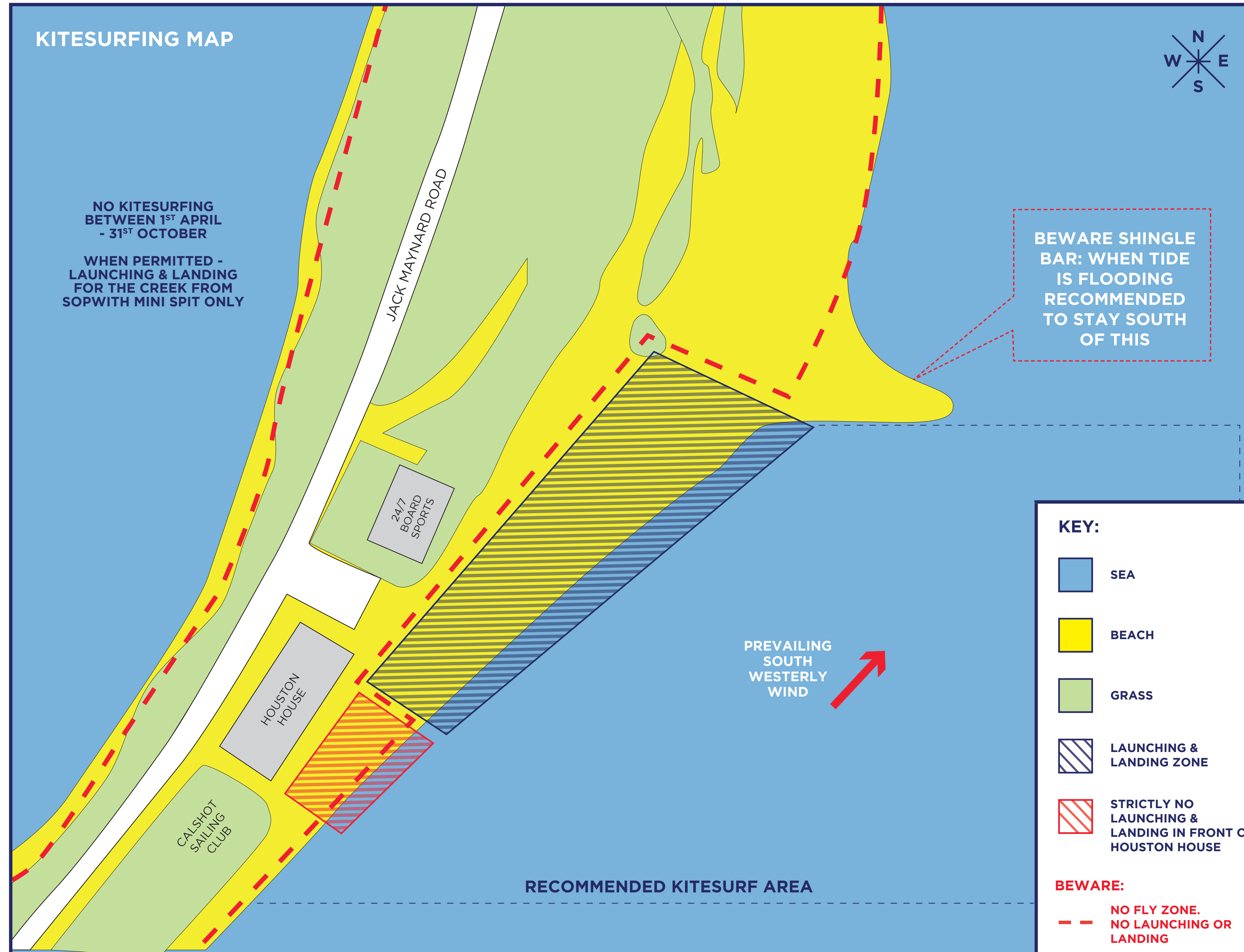


# CALSHOT KITESURFING



ALL KITESURFERS MUST PURCHASE A KITESURF ACCESS PASS



## Specific Location Risks

Calshot Activities Centre operates a permit system. All kite surfers **MUST** purchase a kitesurf access pass from the centre. Kite tags **MUST** be visible on the harness at all times. Please help educate any kite surfers who may be unaware of the need to register. Visit [www.calshot.com](http://www.calshot.com) for further details.

- All kite surfers must be equivalent standard to BKSA L2 and be an independent rider. Ensure you are capable and competent in deep water and know how to perform an effective self rescue before heading out.
- No teaching or instructing, unless under formal instruction which has been agreed by Calshot.
- Be sure you can handle the prevailing conditions and understand the effect of tides and wind – on an incoming tide a south westerly wind can easily cause an inexperienced kite surfer to end up in the main shipping channel.
- **If in doubt, don't go out.**
- Launching & landing is not recommended in onshore winds when the tide is high.
- Launching & landing is only permitted on the beach in front of 24/7 Boardsports – see map for launch and landing zone. Strictly no launching and landing outside of this area. Keep away from all buildings.
- Self launching and landing is not recommended.
- Kitesurfing is not allowed in the creek between 1st April – 31st October. When permitted, launching and landing designated zone is on the shingle spit near Sopwith.

## Kitesurfing Code of Conduct

- All riders must hold current 3rd party specialist kitesurfing insurance / BKSA membership & a Calshot Access Pass, and ensure coloured tag is visible on harness at all times. If tag is lost, then a replacement tag will need to be purchased from the centre.
- All riders are solely responsible for their own safety and the safety of affected bystanders.
- Always assist fellow kitesurfers when launching and landing and treat all water users and public with respect and consideration.
- Always use an effective kite safety leashing system.
- Wrap your lines when not in use and secure your kite properly.
- Always maintain 2 – 3 line lengths between you and your fellow water / beach users, buildings and known hazards.
- Do not fly kites over paths, parked vehicles, roads, campsites or buildings.
- If you lose your kite or board when on the water, **ALWAYS** report it to the Coastguard.
- Helmets and Buoyancy Aids/Impact vests are highly recommended.
- A kitesurfer must know the rules of the water in relation to other users and abide by them at all times.
- Don't ride alone, buddy up.

## Public Information

The site can become very busy in the summer months and the safety of all site users is paramount. The Kitesurfing Code of Conduct has been introduced as an attempt to improve the safety record of the sport. However for this to be successful the general public, the parents of families, dog walkers and other water users are asked to play their part by being diligent, be aware of their surroundings and by taking the relevant actions to avoid incidents.

In case of emergency dial 999 or (112 from a mobile) and ask for the Coastguard



# EXMOUTH - SEAFRONT KITESURFING ZONE



In case of emergency dial 999 or (112 from a mobile) and ask for the Coastguard



## Public Information

The Kitesurfing Code of Conduct has been introduced as an attempt to improve the safety record of the sport. However for this to be successful the general public, the parents of families, dog walkers and other water users are asked to play their part by being diligent, being aware of their surroundings and by taking the relevant actions to avoid incidents.



## Specific Location Risks

- If you are new to the area read the full spot guide and seek advice from local kitesurfers.
- The main navigation channel runs very near to the beach and is very fast moving.
- Beginner kites should avoid the channel.
- Water users must give way to larger and less manoeuvrable craft in the navigation channel and keep a safe distance from others.
- Stay out of the lifeguarded swimming area when it's in use.
- Give priority to swimmers, paddle boarders, surfers and other bystanders.
- Carry a line cutter and be very careful near to and up tide of the channel markers.
- Don't launch or land in crowded areas.
- Be sure you can handle the prevailing weather conditions - **if in doubt, don't go out.**

For more information on kitesports visit [www.britishkitesports.org](http://www.britishkitesports.org)

For the full Spot Guide and Weather info visit [www.exe-kiteboarders.co.uk](http://www.exe-kiteboarders.co.uk)

## Kitesurfing Code of Conduct

- All riders must hold current 3rd party specialist kitesurfing insurance / BKSA membership. All kitesurf Instructors must be certified by an internationally recognised organisation.
- Always assist fellow kitesurfers when launching and landing and treat all water users and public with respect and consideration.
- Always use an effective kite safety leashing system.
- Wrap your lines when not in use and secure your kite properly.
- Foil boards must not be left on the sand when not in use.
- Keep a safe distance between you and your fellow water / beach users.
- Mark your equipment with your name and number and if you lose your kite or board when on the water, **ALWAYS** report it to the Coastguard on the non emergency number - 02392 552 100.
- A kitesurfer must know the rules of the water in relation to other users and abide by them at all times.
- Don't ride alone, buddy up.

## Kitesurfing Rights of Way

- Avoid collisions at all costs
- The kitesurfer returning to the beach gives way to the kiter entering the water
- Landing kiter gives way to the launching kiter
- Kites body dragging or with their kite in the water have right of way
- The upwind kiteboarder gives way to the downwind kiteboarder
- The kiteboarder on port tack (left hand leading) gives way to the kiteboarder on starboard tack (right hand leading)
- When crossing close to another kiter, the upwind kiter keeps his kite high, and the downwind kiter keeps his kite low
- Do not jump upwind of others or obstacles and give plenty of space to land / run-off
- Look before you turn & in all directions (including up) before you jump
- Give space when passing people - especially when on foils (3-5 meter minimum safe distance)
- Give priority to all by-standers at any time
- Give priority to swimmers, surfers and paddle boarders
- Watch out for beginners and keep your distance.
- The kiteboarder on port tack (left hand leading) gives way to the kiteboarder on starboard tack (right hand leading).

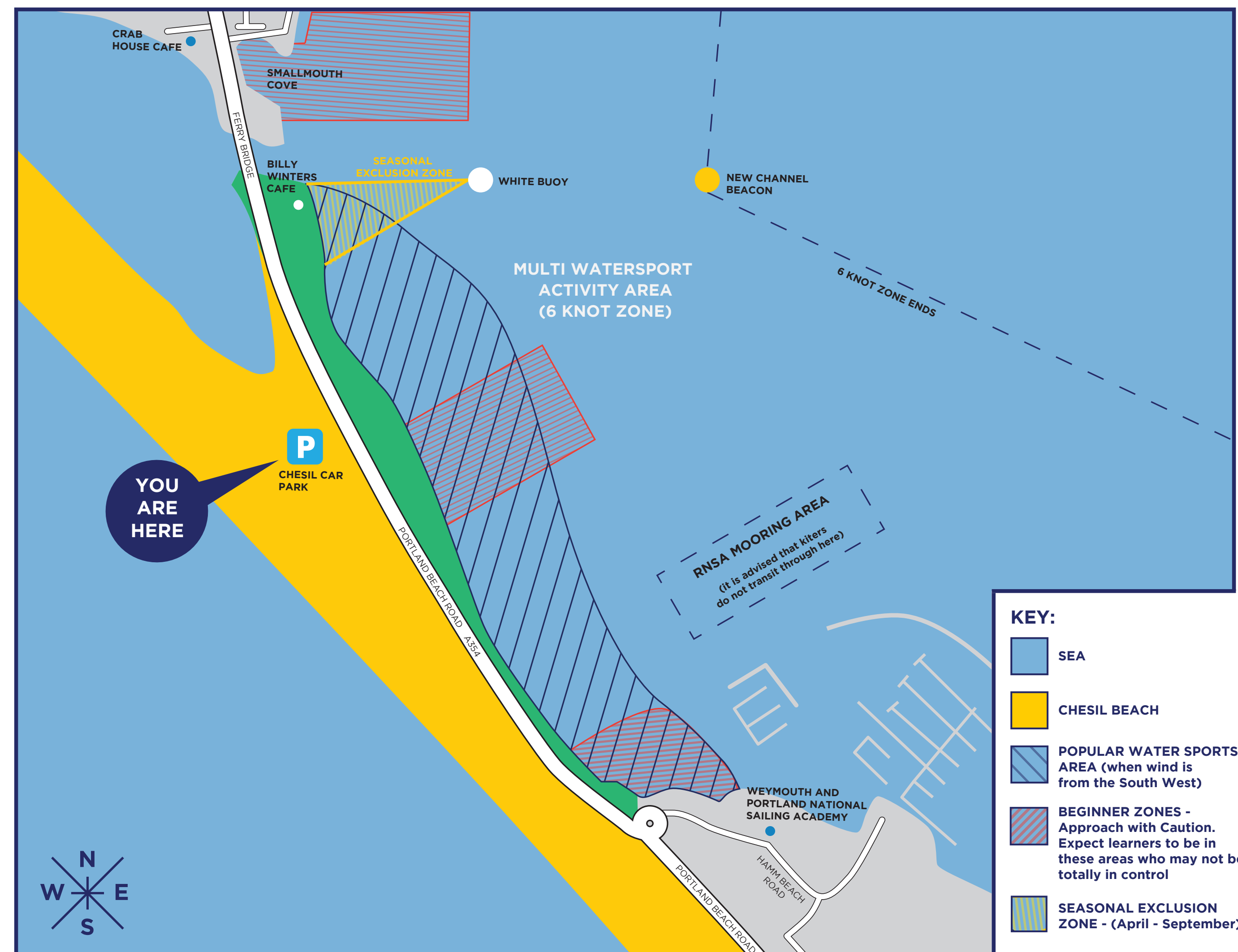


# PORTLAND HARBOUR KITESURFING



In case of emergency dial 999 or (112 from a mobile) and ask for the Coastguard.

For more information on kitesports visit [www.britishkitesports.org](http://www.britishkitesports.org)



## Public Information

Portland Harbour is a popular venue for many surface and sub-surface based water sports and is one of the largest man-made harbours in Europe. It is accessible in any wind direction and tide state and boasts some of the best wind statistics in the UK.

Hamm Beach, near Ferrybridge Boatyard shown above is the most popular launching and landing spot which has car parks nearby. Hamm Beach can get extremely busy on sunny, windy days.

The Harbour can also be busy with other water users such as Swimmers, Divers, RIBS and Motor Cruisers, Yachts, Fishing vessels, Dinghies, Kayaks, SUPs, Windsurfers, Wing Foils, E-Foils & PWCs.

The Kitesurfing Code of Conduct has been introduced as an attempt to improve the safety record of the sport. However for this to be successful the general public, the parents of families, dog walkers and other water users are asked to play their part by being diligent, being aware of their surroundings and by taking the relevant actions to avoid incidents.

## Specific Location Risks

- For independent kitesurfing (without an instructor present) you must have a level of training and be competent whether that be BKSA Intermediate / IKO qualification or otherwise. Only approved Schools can teach.
- After initial lessons, only go kiting where others are at hand to assist. Give yourself more space than experienced kites and if you are new to the area, seek advice from local kitesurfers.
- Be aware of changing weather conditions during your session, consider landing your kite during a squall or storm. Never fly a kite in a lightening storm and be prepared for potential gusts.
- Check and understand the tides, and how they might affect the launching, landing and riding area as well as identifying local navigational hazards. Exercise special caution when launching in the Harbour in an easterly wind direction at high tide, you risk being blown onto the main road.
- Be aware of the fast movement of water under Ferrybridge during the ebb and flood of the tide. Keep well clear.
- Be aware of the location and operating dates of the Seasonal Exclusion Zone (April - September) on Hamm Beach and adhere to the General Direction. Do not ignore the Seasonal Exclusion Zone. It is there to keep other water users safe & offenders may be prosecuted.
- Assisted launching/landing is recommended, facing the water and in a non-crowded area.
- Ensure you are capable and competent in deep water and know how to perform an effective self rescue before heading out. Be sure you can handle the prevailing weather conditions and conduct a risk assessment of the launching, landing and riding area before deciding to go out - **if in doubt, don't go out.**
- Make yourself familiar with the General Directions / Information Charts and Local Notices to Mariners for the Harbour. Full details of these, as well as information on purchasing permits and permitted Kitesurfing schools can be found by visiting; [www.portland-port.co.uk/leisure](http://www.portland-port.co.uk/leisure)

## Kitesurfing Code of Conduct

- All riders must hold a Portland Harbour Kitesurf Permit & current 3rd party specialist kitesurfing insurance (available with BKSA membership). Permit tag must be displayed whilst kitesurfing. By applying for the permit you must confirm that you have insurance (min. £3 Million) and are of the ability level as shown in the application, can do a deep water pack down and self rescue. A full list of T&Cs can be found in the Portland Kitesurfing Permit Application Form.
- All kitesurf instructors must be certified by an internationally recognised organisation, and teach under one of the three kitesurf schools as approved by Portland Harbour Authority - Flow Boardsports, The Official Test Centre (OTC) and One Ten Kitesurfing.
- Look around you 360 degrees before you turn and before any aerial manoeuvre. Check the proposed landing area is clear and assess if the jump goes wrong, might there be someone in the way?! Maintain a downwind safety zone!
- Exercise extreme caution when performing aerial manoeuvres. Don't put others at risk by jumping over water users or jumping close to the beach in the launching/landing area (even if there is a good photo opportunity).
- Always assist fellow kitesurfers when launching and landing and treat all water users and public with respect and consideration. Do not ask inexperienced members of the public to assist in launching / landing kites.
- Wearing a helmet and impact vest is recommended, as well as carrying a knife for emergencies.
- Always use an effective kite safety leashing system and check it regularly for wear and malfunction.
- Wrap your lines when not in use and secure your kite. Foil boards must not be left on the sand when not in use.
- Be courteous and aim to maintain a 50m safe distance from the beach and other water / beach users at all times.
- Mark your equipment with your name and number and if you lose your kite or board when on the water, **ALWAYS** report it to the Coastguard and to the Portland Harbour Authority.
- Don't ride alone, buddy up.

## Kitesurfing Etiquette & Rights of Way

- A kitesurfer must know the Collision Regulations and abide by them.
- Avoid collisions at all costs.
- The kitesurfer exiting, gives way to the kiter entering the water.
- Landing kiter gives way to the launching kiter.
- Give way to kites body dragging or with their kite in the water.
- The upwind kiteboarder gives way to the downwind kiteboarder.
- The kiteboarder on port tack (left hand leading) gives way to the kiteboarder on starboard tack (right hand leading).

- When crossing close to another kiter, the upwind kiter keeps his kite high, and the downwind kiter keeps his kite low.
- Do not jump upwind of others or obstacles and give plenty of space to land / run-off. Never jump over land.
- Look before you turn & in all directions (including up) before you jump.
- Give space when passing people - especially when on foils (3-5 meter minimum safe distance).
- Give priority to all by-standers at any time.
- Give priority to swimmers, surfers and paddle boarders.
- Watch out for beginners and keep your distance.

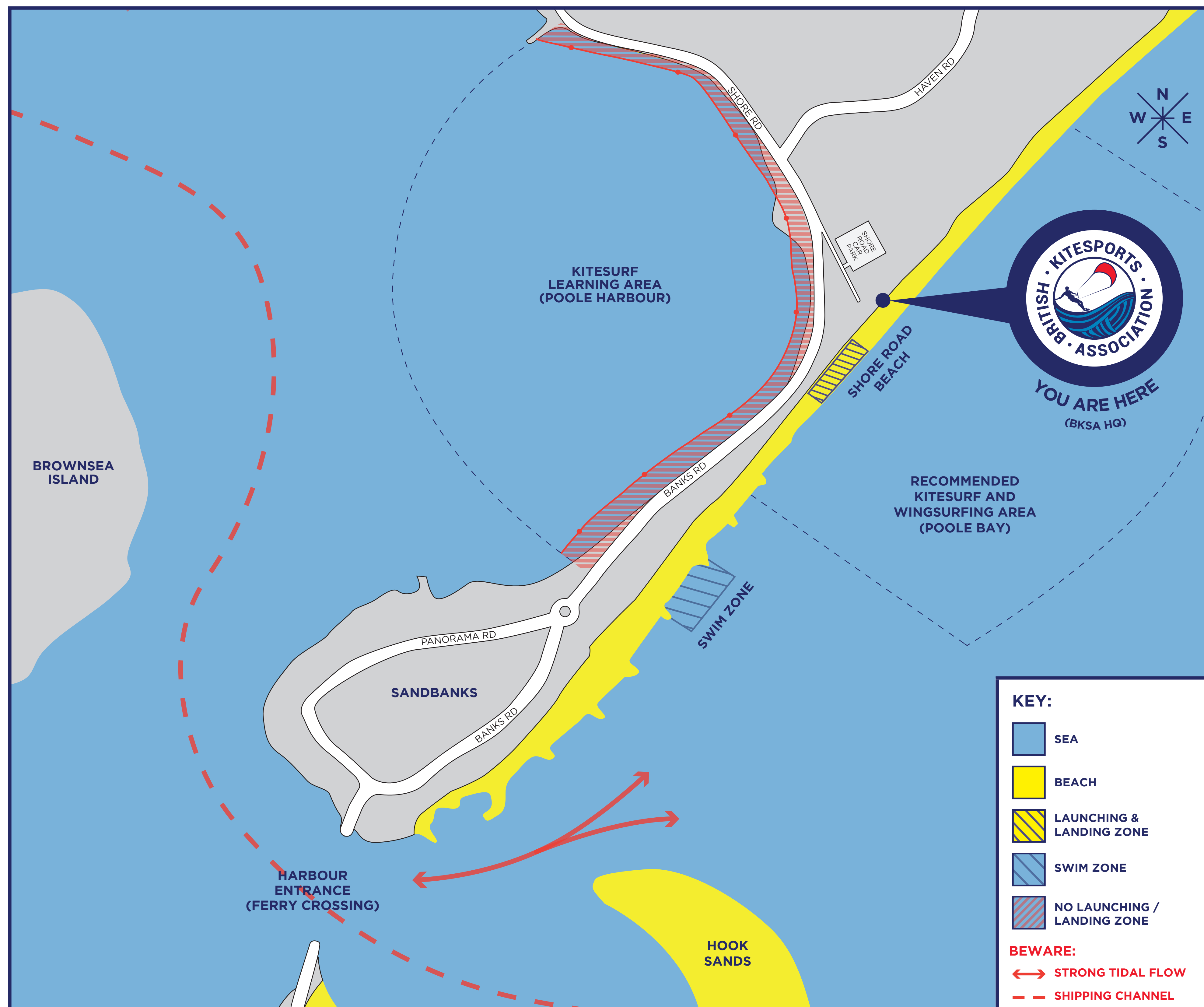




# SHORE ROAD KITESURFING



In case of emergency dial 999 or (112 from a mobile) and ask for the Coastguard



## Specific Location Risks

- Shore road is a location best suited to intermediate to advanced kitesurfing and wingsurfing.  
Beginner lessons are not recommended in general.
- The water is deep and primarily reasonably flat which becomes suitable for all board types, especially hydrofoils, in moderate breezes.
  - Launching and landing should be done safely with the aid of a competent assistant and the correct signals.
  - Be aware - the wind is often slightly cross offshore.
  - Where possible the pilot should have 'wet feet' meaning that they are as far away from solid objects as possible.
  - Do not launch over families, people or any obstacles on the beach.
  - Avoid kitesurfing through the swim zones and maintain a suitable distance from the shoreline wherever possible.
  - Due to the proximity of buildings and the coastal alignment of the beach, the following wind directions are **NOT RECOMMENDED; Southwest, West, Northwest, Northerlies.**
  - Ensure you are capable and competent in deep water and know how to perform an effective self rescue before heading out.  
BKSA Intermediate or above.

## Public Information

The Kitesurfing Code of Conduct has been introduced as an attempt to improve the safety record of the sport. However for this to be successful the general public, the parents of families, dog walkers and other water users are asked to play their part by being diligent, be aware of their surroundings and by taking the relevant actions to avoid incidents.

## Kitesurfing Code of Conduct

- All riders must hold current 3rd party specialist kitesurfing insurance / BKSA membership & a Poole harbour permit, and membership of the Bournemouth and Poole Kitesurfing Club is strongly recommended.
- Be sure you can handle the prevailing weather conditions - **if in doubt, don't go out.**
- Always assist fellow kitesurfers when launching and landing and treat all water users and public with respect and consideration.
- Always use an effective kite safety leashing system.
- Wrap your lines when not in use and secure your kite properly.
- Keep a safe distance between you and your fellow water / beach users.
- If you lose your kite or board when on the water, **ALWAYS** report it to the Coastguard.
- A kitesurfer must know the rules of the water in relation to other users and abide by them at all times.
- Don't ride alone, buddy up.





# SILVER ROCK KITESURFING



In case of emergency dial 246 536 2948 or 246 536 2949 for the Coastguard



## Kitesurfing Rights of Way

**No beach chairs, flags, signs, umbrellas and other obstacles allowed other than regulating signs and flags on kitesurf beach.**

- Avoid collisions at all costs.
- The kitesurfer returning to the beach gives way to the kiter entering the water.
- Landing kiter gives way to the launching kiter.
- Kiter's body dragging or with their kite in the water have right of way.
- The upwind kiteboarder gives way to the downwind kiteboarder.
- The kiteboarder on port tack (left hand leading) gives way to the kiteboarder on starboard tack (right hand leading).
- When crossing close to another kiter, the upwind kiter keeps his kite high, and the downwind kiter keeps his kite low.
- Do not jump upwind of others or obstacles and give plenty of space to land / run-off.
- Look before you turn & in all directions (inc. up) before you jump.
- Jumping kiter loses right of way.
- Give space when passing people - especially when on foils (3-5 metre minimum safe distance).
- Give priority to all bystanders at any time.
- Give priority to swimmers, surfers and paddle boarders.
- Give way to windsurfers and other sailing craft.
- Watch out for beginners and keep your distance.

## Kitesurfing in Breaking Waves

- The first kiteboarder to catch a wave, has the wave.
- Where two kiteboarders catch the wave at the same time, the kiteboarder closest to the peak has the wave.
- When there is no distinct peak, the upwind kiteboarder has the wave.
- Look out for kites who lost their board in the reef and try to locate or recover it for them.
- Have fun and be respectful to each other at all times.

## Public Information

The Kitesurfing Code of Conduct has been introduced as an attempt to improve the safety record of the sport. However for this to be successful the general public, the parents of families, dog walkers and other water users are asked to play their part by being diligent, be aware of their surroundings and by taking the relevant actions to avoid incidents.

- Use caution around kites as they can generate a lot of power and move up and down fast.
- Be aware of kite lines (both flying and on the beach), never touch them.
- If sunbathing please constantly monitor flying kites and stay clear of the landing and launching site.
- Swimming is at your own risk.

## Kitesurfing Code of Conduct

- Kitesurf Instructors must be certified by Internationally recognized Organization.
- All riders must hold current 3rd party specialist kitesurfing insurance
- Be sure you can handle the prevailing weather conditions - **if in doubt, don't go out.**
- Always assist fellow kitesurfers when launching and landing and treat all water users and public with respect and consideration.
- Always use an effective kite safety leashing system.
- Foil boards **MUST NOT** be left on the sand when not in use, and must be moved to the Resting zone.
- Windsurfing boards resting on the beach should also be placed in the Resting zone and should be placed with fins down to avoid injury.
- Wrap your lines when not in use and secure your kite properly.
- Kites must be moved to the Resting zone when not being used.
- Keep a safe distance between you and your fellow water / beach users.
- If you lose your kite or board when on the water, **ALWAYS** report it to the Coastguard.
- A kitesurfer must know the rules of the water in relation to other users and abide by them at all times.
- Don't ride alone, buddy up.